



hansgrohe

**AXOR**<sup>®</sup>  
hansgrohe

## Bathroom Planning – Modernisation

Transforming old into new. Bathroom renovation using structure and fresh design

### Modernisation – a step by step guide to achieving better functionality and design

In modernising your bathroom, not only are you improving convenience and quality of life, you are also investing in the value of your property. The Hansgrohe and Axor brands can help you achieve the bathroom of your dreams by offering you some great ideas and by putting you in touch with skilled specialist partners. To help you keep track of everything during this project, we have summarised the key steps to modernisation for you. More tips can be found on the Hansgrohe website.

#### Step 1: Set goals

Think about what you like in your current bathroom and what you can possibly do without in the new bathroom. Note down your ideas, wants and needs and create a list with all the important details. This is what we recommend taking into consideration as a basis:

- **Which components** need to be modernised and **what functions** should these possess?
- How can **new products** be **integrated** into the existing design?
- **How many people** and **what categories of people** use the bathroom?
- Do I want a **space-saving variant** or am I looking **to extend** the bathroom by combining several areas?
- Is there any option of maybe **relocating** the bathroom or, for example, **moving the toilet elsewhere**?
- What are my **individual needs**? - child-friendly, energy-saving, low-maintenance, barrier-free

#### Step 2: Decide on a style

To transform your bathroom into a feel-good room, the Hansgrohe and Axor brands offer a wide variety of guidance and planning aids. Thus, for example, all products are divided into **Avantgarde**, **Modern** and **Classic** styles. This is designed to make it easier for you to choose the right product combinations and to show you examples of creative bathroom planning.

#### **Using the trends to help in decision-making:**

Whether it's a pleasant atmosphere, an attractive design or increased wellness that you are after – trends influence us in all areas of life. You will also find helpful suggestions and sources of inspiration for your bathroom design under the **Trends** topic on our website.

- Captivating tiles
- Floor-level shower
- Customisation
- Transparency
- Accessories
- Cross-generation bathroom





**UNIDOMO®**

**Web:** [www.unidomo.de](http://www.unidomo.de)

**Telefon:** 04621- 30 60 89 0

**Mail:** [info@unidomo.com](mailto:info@unidomo.com)

**Öffnungszeiten:** Mo.-Fr. 8:00-17:00 Uhr

**VIESMANN**

**Buderus**

 **Vaillant**

**WOLF**

 **JUNKERS**  **BOSCH**

 **remeha**




 **DAIKIN**

**ROTEX**

a member of DAIKIN group



-  Individuelle Beratung
-  Kostenloser Versand
-  Hochwertige Produkte

-  Komplettpakete
-  Über 15 Jahre Erfahrung
-  Markenhersteller

**hansgrohe**

**AXOR**<sup>®</sup>  
hansgrohe



### Step 3: Define your budget:

Establish a financial framework for the modernisation, but remain open to alternatives. **Keep in mind:** Bathroom modernisation is a long-term investment.

### Step 4: Gather technical information

Hansgrohe offers a selection of bathroom products which are ideal for bathroom modernisation. Get in touch with your local dealer to find out about the wide range of options available. The **dealer locator** from Hansgrohe can help you find the right point of contact.

**Hansgrohe ComfortZone test:** Under realistic conditions, this thorough functional test examines just how well Hansgrohe mixers work in conjunction with popular wash basins from leading manufacturers. In the download section of our website you will find **our test results**, which can be printed out as PDF files.

Hansgrohe Mixer	125x 100x 130		125x 100x 130		125x 100x 130		125x 100x 130		125x 100x 130		125x 100x 130		125x 100x 130		125x 100x 130		125x 100x 130		125x 100x 130		125x 100x 130		
	125x 100x 130	125x 100x 130	125x 100x 130	125x 100x 130	125x 100x 130	125x 100x 130	125x 100x 130	125x 100x 130	125x 100x 130	125x 100x 130	125x 100x 130	125x 100x 130	125x 100x 130	125x 100x 130	125x 100x 130	125x 100x 130	125x 100x 130	125x 100x 130	125x 100x 130	125x 100x 130	125x 100x 130	125x 100x 130	
AXOR	✓	✓	✓	✓	✓	✓	✓	✓	✓	✓	✓	✓	✓	✓	✓	✓	✓	✓	✓	✓	✓	✓	✓
AXOR	✓	✓	✓	✓	✓	✓	✓	✓	✓	✓	✓	✓	✓	✓	✓	✓	✓	✓	✓	✓	✓	✓	✓
AXOR	✓	✓	✓	✓	✓	✓	✓	✓	✓	✓	✓	✓	✓	✓	✓	✓	✓	✓	✓	✓	✓	✓	✓
AXOR	✓	✓	✓	✓	✓	✓	✓	✓	✓	✓	✓	✓	✓	✓	✓	✓	✓	✓	✓	✓	✓	✓	✓
AXOR	✓	✓	✓	✓	✓	✓	✓	✓	✓	✓	✓	✓	✓	✓	✓	✓	✓	✓	✓	✓	✓	✓	✓
AXOR	✓	✓	✓	✓	✓	✓	✓	✓	✓	✓	✓	✓	✓	✓	✓	✓	✓	✓	✓	✓	✓	✓	✓
AXOR	✓	✓	✓	✓	✓	✓	✓	✓	✓	✓	✓	✓	✓	✓	✓	✓	✓	✓	✓	✓	✓	✓	✓
AXOR	✓	✓	✓	✓	✓	✓	✓	✓	✓	✓	✓	✓	✓	✓	✓	✓	✓	✓	✓	✓	✓	✓	✓
AXOR	✓	✓	✓	✓	✓	✓	✓	✓	✓	✓	✓	✓	✓	✓	✓	✓	✓	✓	✓	✓	✓	✓	✓

### Step 5: Modernise with peace of mind:

Long-term spare parts availability, water saving technology, energy efficiency and sustainability are key issues which you should take into consideration. Use Hansgrohe's **water and energy savings calculator** to calculate your savings potential.

#### Preparation and considerations:

Think about what you want and how this can be implemented realistically and, if necessary, get help from your trusted sanitation professional. Enjoy on-site service and consultancy, as well as the following **benefits:**

- Trained personnel
- Years of experience and expertise
- Tailored solutions
- Installation on schedule
- Professional installation
- Quick service



**Disclaimer:** Hansgrohe has carefully checked all the information and recommendations. Nevertheless, we cannot accept any liability for specific bathroom planning on an individual basis. Please make an appointment with your local specialist partner to discuss individual details.