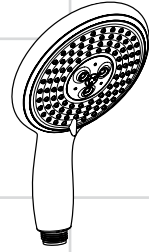


**DE** Gebrauchsanleitung / Montageanleitung

**EN** Instructions for use / assembly instructions

**2**

**2**

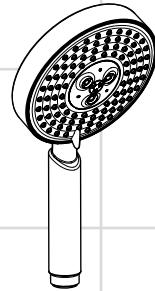


**Raindance E 150**  
**AIR 3jet**  
28551003

**Raindance E 100**  
**AIR 3jet**  
28502003

**Raindance E 120**  
**AIR 3jet**  
28507003

**Raindance E 100**  
**AIR 1jet**  
28508003



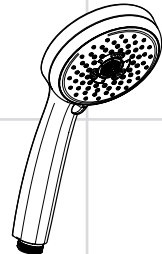
**Raindance S 150**  
**AIR 3jet**  
28550003

**Raindance S 100**  
**AIR 3jet**  
28504003

**Raindance S 150**  
**AIR 1jet**  
28505003

**Raindance S 100**  
**AIR 1jet**  
28509003

**Raindance S 120**  
**AIR 3jet**  
28514003



**Croma 100 Vario**  
28535003

**Croma 100 Multi**  
28536003



**Ihr Online-Fachhändler für:**

**hansgrohe**

- Kostenlose und individuelle Beratung
- Hochwertige Produkte
- Kostenloser und schneller Versand

- TOP Bewertungen
- Exzelerter Kundenservice
- Über 20 Jahre Erfahrung



**E-Mail: [info@unidomo.de](mailto:info@unidomo.de) | Tel.: 04621 - 30 60 89 0 | [www.unidomo.de](http://www.unidomo.de)**



## Sicherheitshinweise

- ⚠ Bei der Montage müssen zur Vermeidung von Quetsch- und Schnittverletzungen Handschuhe getragen werden.
- ⚠ Der Kontakt der Brausestrahlen mit empfindlichen Körperstellen (z. B. Augen) muss vermieden werden. Es muss ein ausreichender Abstand zwischen Brause und Körper eingehalten werden.
- ⚠ Die Brause darf nur zur Bade-, Hygiene- und Körperreinigungszwecke eingesetzt werden.

## Montagehinweise

- Die der Brause beige packte Siebdichtung muss eingebaut werden, um Schmutzeinspülungen aus dem Leitungsnetz zu vermeiden. Schmutzeinspülungen können die Funktion beeinträchtigen und/oder zu Beschädigungen an Funktionsteilen der Brause führen, für hieraus ergebende Schäden haftet Hansgrohe nicht.

## Technische Daten

Betriebsdruck:	max. 0,6 MPa
Empfohlener Betriebsdruck: (1 MPa = 10 bar = 147 PSI)	0,1 - 0,4 MPa
Heißwassertemperatur:	max. 60°C

## Symbolerklärung



**Maße** (siehe Seite 4 - 7)



**Durchflussdiagramm**  
(siehe Seite 4 - 7)

### Raindance AIR 3jet

28502003 / 28504003 / 28507003 /  
28514003 / 28550003 / 28551003



### Raindance AIR 1jet

28505003 / 28508003 / 28509003



### Croma Vario

28535003



### Croma Multi

28536003



**Bedienung** (siehe Seite 8)



**Reinigung** (siehe Seite 9) und beiliegende Broschüre






**Serviceteile** (siehe Seite 10)



**Montage siehe Seite 8**



## Safety Notes

-  Gloves should be worn during installation to prevent crushing and cutting injuries.
-  Do not allow the streams of the shower touch sensitive body parts (such as your eyes). An adequate distance must be kept between the shower and you.
-  The shower may only be used for bathing, hygiene and body cleansing purposes.

## Installation Instructions

- The mesh washer must be insert to protect the overhead shower against incoming dirt by pipework. Incoming dirt leads to defects or/and can damage parts of the shower; such caused faults voids all liability and guarantee claims.

## Technical Data

Operating pressure:	max. 0,6 MPa
Recommended operating pressure: (1 MPa = 10 bar = 147 PSI)	0,1 - 0,4 MPa
Hot water temperature:	max. 60°C

## Symbol description



**Dimensions** (see page 4 - 7)



**Flow diagram**  
(see page 4 - 7)

### Raindance AIR 3jet

28502003 / 28504003 / 28507003 /  
28514003 / 28550003 / 28551003



### Raindance AIR 1jet

28505003 / 28508003 / 28509003



### Croma Vario

28535003



### Croma Multi

28536003



**Operation** (see page 8)



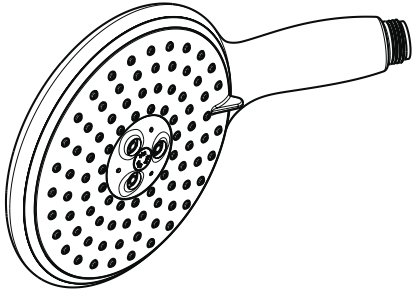
**Cleaning** (see page 9) enclosed brochure



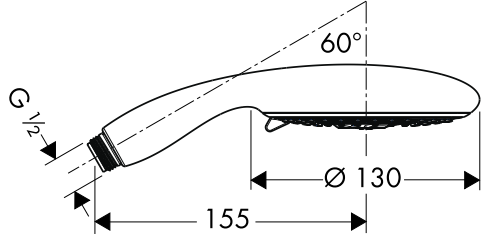
**Spare parts** (see page 10)



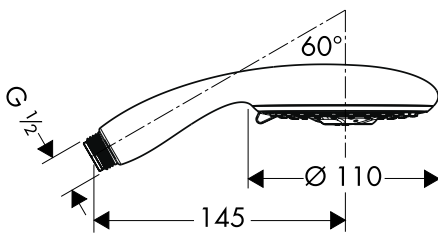
**Assembly see page 8**



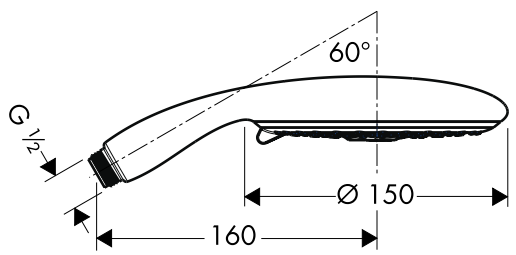
**Raindance E 120 AIR 3jet**  
28507003



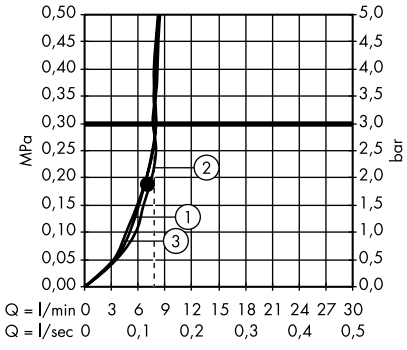
**Raindance E 100 AIR 3jet**  
28502003



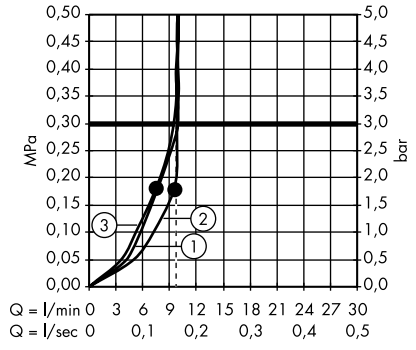
**Raindance E 150 AIR 3jet**  
28551003

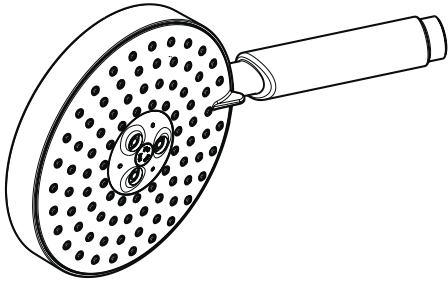
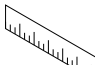


**Raindance E 100 AIR 3jet** 28502003



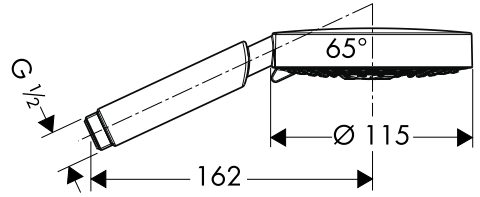
**Raindance E 120 AIR 3jet** 28507003  
**Raindance E 150 AIR 3jet** 28551003





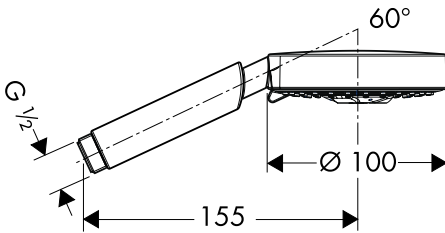
**Raindance S 120 AIR 3jet**

28514003



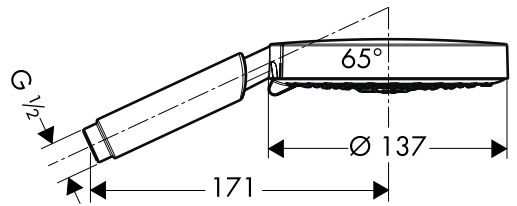
**Raindance S 100 AIR 3jet**

28504003

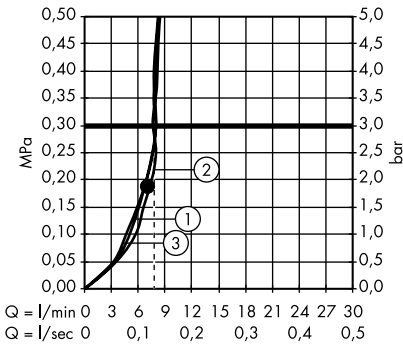


**Raindance S 150 AIR 3jet**

28550003

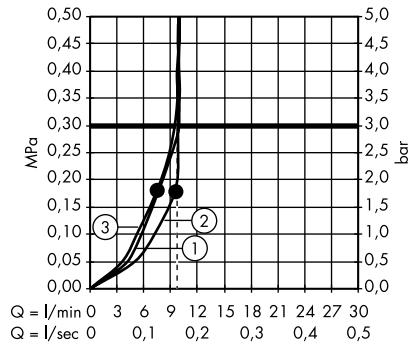


**Raindance S 100 AIR 3jet 28504003**



**Raindance S 120 AIR 3jet 28514003**

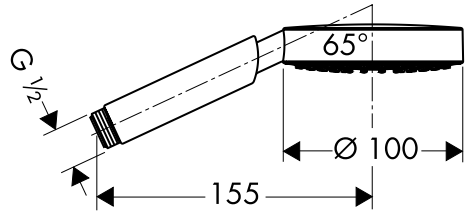
**Raindance S 150 AIR 3jet 28550000**





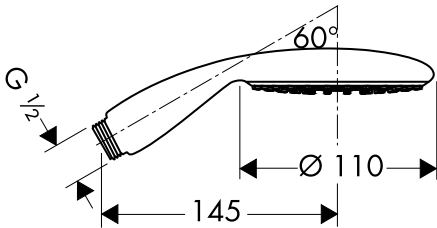
**Raindance S 100 AIR 1jet**

28509003



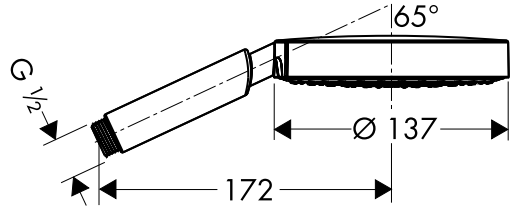
**Raindance E 100 AIR 1jet**

28508003



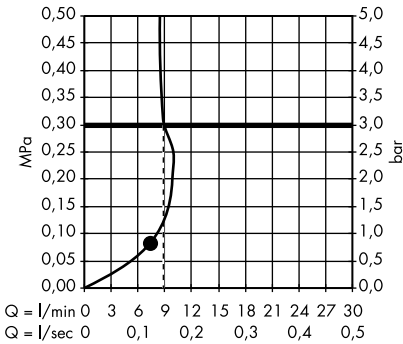
**Raindance S 150 AIR 1jet**

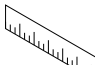
28505003



**Raindance S 100 AIR 1jet 28509003 / Raindance S 150 AIR 1jet 28505003**

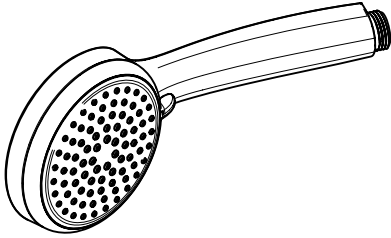
**Raindance S 100 AIR 3jet 28504003**





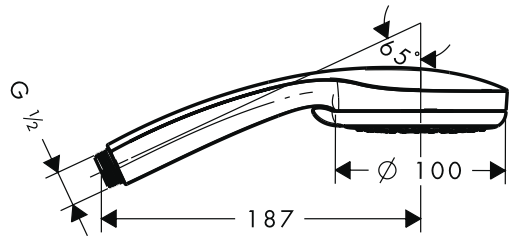
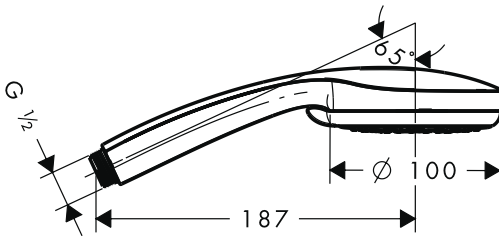
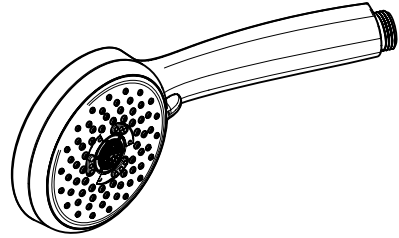
### Croma 100 Vario

28535003



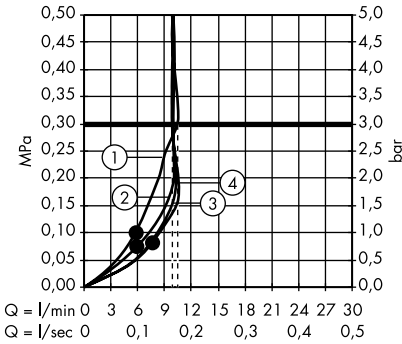
### Croma 100 Multi

28536003



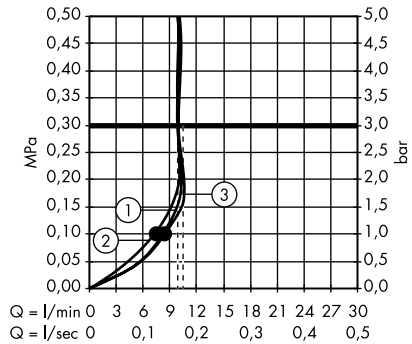
### Croma 100 Vario

28535003

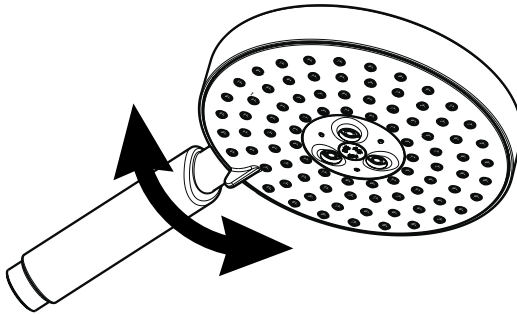
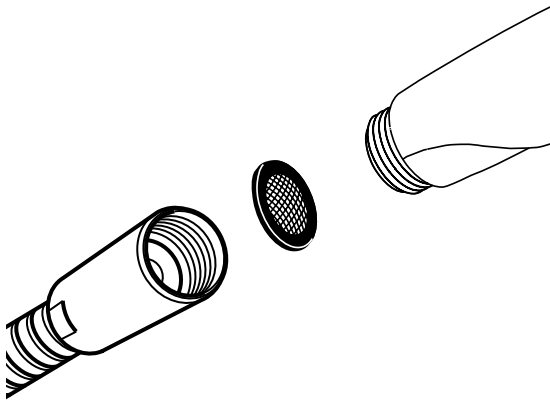


### Croma 100 Multi

28536003







**Raindance AIR 3jet**

28502003 / 28504003 / 28507003 /  
28514003 / 28550003 / 28551003



**Raindance AIR 1jet**

28505003 / 28508003 / 28509003



**Croma Vario**

28535003




**Croma Multi**

28536003



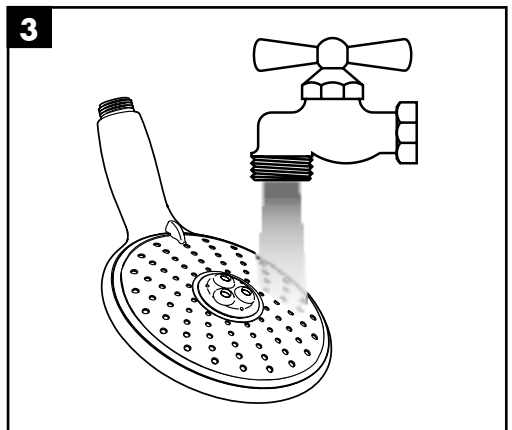
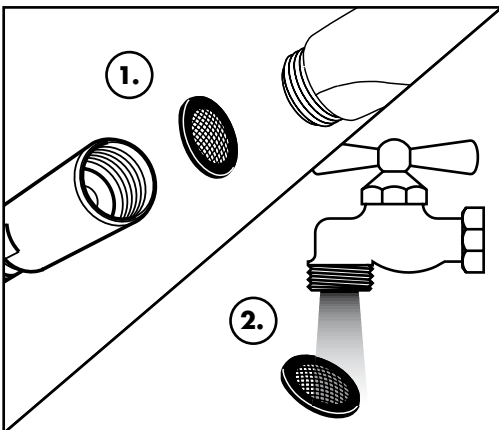
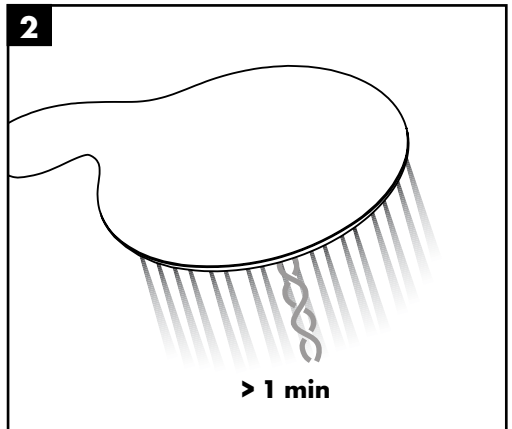
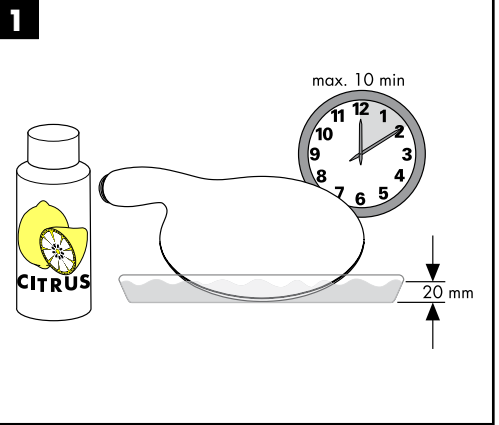


# QUICK CLEAN



**DE** Einfach sauber: Kalk lässt sich von den Noppen ganz leicht abrubbeln.

**EN** Just clean: simply rub over the spray nozzles to remove lime scale.





**Raindance AIR 3jet**

28507003 / 28514003 / 28550003 /  
28551003

**Raindance AIR 1jet**

28505003 / 28508003 / 28509003

**Croma Vario**

28535003

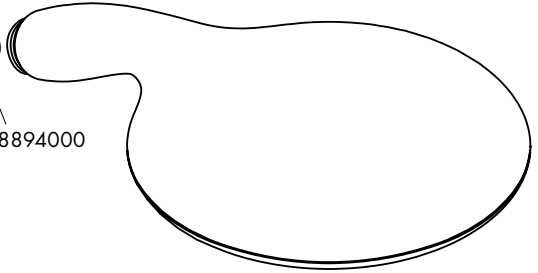
**Croma Multi**

28536003

94246000



98894000



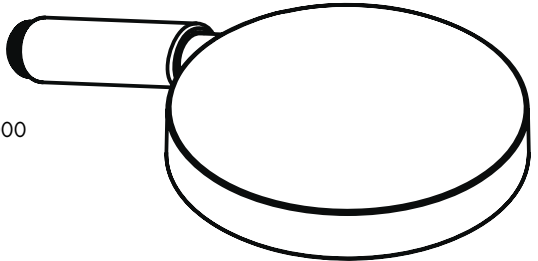
**Raindance AIR 3jet**

28502003 / 28504003

94246000



13968000





---

**hansgrohe**

Hansgrohe - Postfach 1145 · D-77761 Schiltach · Telefon +49 (0) 78 36/51-1282 · Telefax +49 (0) 7836/511440  
E-Mail: [info@hansgrohe.com](mailto:info@hansgrohe.com) · Internet: [www.hansgrohe.com](http://www.hansgrohe.com)

06/2010  
9.04681.03